



# **2025 PRE-TRAINING Student MANUAL**

**Transforming my summer!**

**Making an impact! Making a difference!**

Name: \_\_\_\_\_



# **Table of Contents**

CYIA Expectations & Pre-Training Schedule .....	Pg i-iii
God's View of Children.....	Pg 1-4
Sharing the Message of Salvation.....	Pg 5-17
Unpacking 5-Day Club.....	Pg 18-20
Keeping Kids Safe.....	Pg 21-23
Welcome to CEF.....	Pg 24-29

## **Additional Important Information**

- Wordless Book Chart
- Code of Conduct
- Dress Code
- Packing List For CYIA
- Message of Salvation Coaching Form
- 5-Day Club Daily Assignment Chart
- Discovering Jesus Series Overview





**CEF**  
CHILD EVANGELISM  
FELLOWSHIP®  
*Reaching children worldwide™*

## CYIA™ Expectations



Please read this information before attending CYIA Pre-Training

### Conduct:

- Be capable of independent study
- Be prompt, prepared, and dressed appropriately (for training sessions and 5-Day Club®)
- Treat others respectfully online and in person
- Your Director, CYIA Coordinator, and 5-Day Club Coordinator retain the authority to dismiss students for:
  - Uncooperative, disruptive, or immature behavior during CYIA training or 5-Day Club
  - Causing harm to self or others

### Administrative Requirement:

- Complete the following by May 31
  - ✓ Worker's Compliance Agreement Form <http://cefsgv.org/wca> (Required Annually)
  - ✓ For underage applicants (age 13-17), instead of Background Screening, the below two reference forms are required once every 5 years:
    - ✓ Church Pastor Reference Form <http://cefsgv.org/pastor>
    - ✓ Non-Relative Reference Form <http://cefsgv.org/non-relative>
  - ✓ For adult applicants (age 18+), LiveScan/Fingerprinting at a CEF designated facility is required once every 5 years
    - ✓ Step 1: Make a \$25 payment to the chapter <http://cefsgv.org/donate>
    - ✓ Step 2: Contact Office Admin (Email: [cefsgv@gmail.com](mailto:cefsgv@gmail.com)) to schedule your LiveScan Appointment
- 3 ways to pay your tuition (check [cefsgv.org/donate](http://cefsgv.org/donate) for details)
  - Pay your remaining balance \$550.00 due by May 30

### Training Requirements

- Attend Mandatory Pre-Training Sessions on Saturday, June 14, 9:00AM-4:00PM
- Prior to June 14 Pre-Training, WATCH **Wordless Book Demonstration** online (see instructions below)
- Attend CYIA training on June 21- 27, 2025 at The Master's University (21726 Placerita Canyon Road Santa Clarita, CA 91321)
- Participate in **two 5-Day Clubs** after CYIA training (assigned by CYIA/5-Day Club Coordinator, Merci Rusli, [mercinroy@yahoo.com](mailto:mercinroy@yahoo.com)). This is a requirement to receive your certificate of completion.
- Learn Gospel symbols found in the teacher text & memorize linking statements used during Bible lessons.

## IMPORTANT DATES

### On May 17 (Saturday)

- Attend Parents & Leaders Day @ 2:30PM-3:30PM at 4054 E. Live Oak Ave, Arcadia, CA 91006

### By May 30

- Pay your remaining balance \$550.00 due by May 30
- Set up your own CEF CMI Account (see instructions <http://cefsgv.org/training/wbt>)
- Watch the **Wordless Book Demonstration** (see instruction below)

### On June 14 (Saturday)

- CYIA Pre-Training at (4054 E Live Oak Ave, Arcadia, CA 91006) @ 9:00am-4:00pm

### June 21 – 27 (Saturday – Friday)

- Christian Youth in Action at The Master's University (21726 Placerita Canyon Road Santa Clarita, CA 91321)

## IMPORTANT HOMEWORK

### Before CYIA begins, you need to:

- Acquire an (ESV) English Standard Version of the Bible
- Create an account on the Children's Ministries Institute® website. <https://www.cefcmi.com/wp-login.php>
  - Watch the **Wordless Book Demonstration** prior to the June 14 Pre-Training
  - After signing in, to access the content for the first time, click the blue **"Take this Course"** button and then **"Start Course."**
  - The next time you sign into the site, The Wordless Book Demonstration will be included under **"My Courses."**



Lastly, if you're having trouble creating the account or finding the course, additional step by step instructions can be found online at <https://cefsgv.org/training/wbt>.

# Christian Youth in Action

**DATE:** June 14, 2025

## Pre-Training – Session 1

Time	Session	Instructor	Notes
9:00 AM	Doors Open & Breakfast	ALL	
9:00 - 9:30 AM	Students Sign-in / Breakfast	ALL	
9:30 - 9:35 AM	Welcome/Prayer	Edeliza	
9:35 - 9:45 AM	Ice Breaker: Four Corners	Jueliza	
9:45 - 9:50 AM	Testimony	Joshua & Isaac	Make Question Box
9:50 - 10:00 AM	CYIA Expectations & Biblical Sexuality	Edeliza	Collect & Keep
10:00 - 10:10 AM	God's View of Children	Edeliza	
10:10 - 10:30 AM	Session 1: Gold Page & Practice	Sheida	14 min + 6 min for practice
10:30 - 11:10 AM	Session 2: Dark Page & Practice; Red Page & Practice	Edeliza	14 min + 6 min for practice X2
11:10 - 11:50 AM	Session 3: Clean Page Part 1 & Practice	Sheida	30 min + 10 for practice
11:50 - 12:30 PM	Session 4: Clean Page Part 2 & Practice	Edeliza	30 min + 10 for practice
12:30 - 1:00 PM	<b>LUNCH</b>		

## Pre-Training – Session 2

Time	Session	Instructor	Notes
1:00 - 1:20 PM	Session 5: Green Page & Practice	Sheida	10 min + 6 min practice + 4 min to go over Focus Questions
1:20 - 1:30 PM	Wordless Book Demonstration Video	LA County Fair Video	6 min + 4 min to ask Focus Questions
1:30 - 2:15 PM	Practice Time	Edeliza	Leaders circulate & help
2:15 - 2:20 PM	Assignment Chart	Edeliza	
2:20 - 2:25 PM	Unpacking the 5-Day Club	Sheida	
2:25 - 3:00 PM	Keeping Kids Safe	Edeliza	CPP Video & Worker Compliance
3:00 - 3:15 PM	Welcome to the CEF Family	Sheida	
3:15 - 3:25 PM	Code of Conduct & Packing List	Edeliza	- CYIA & TMU Code of Conduct - Packing List
3:25 - 3:35 PM	Assignment	Sheida/Edeliza	- MOS Practicum Coaching Form - Zoom Sign up - Lesson 1 - Questions
3:35 - 3:55 PM	Memory Verse Game Review & Songs	Jueliza & Josh	
3:55 - 4:00 PM	Closing Prayer	Sheida	





# God's View of Children

## I. Old Testament Teachings

- A. The Israelites were to teach their children and their grandchildren (Deuteronomy 4:9-10).
- B. Each generation was to teach the next about God (Psalm 78:1-8).
- C. Children were to be taught, so they would put their hope/trust in God (v. 7)
- D. If children are not taught, future generations will forget God (vv. 7-8).

## II. New Testament Teachings

- A. The Lord Jesus invited the little children to come to Him (Mark 10:14).
- B. Children can savingly believe at an early age (Matthew 18:5-6).
- C. The Lord Jesus placed great value on a little child (v. 5)—Little child = paidíon
  - 1. Jesus settled forever the question as to whether little children can believe and be saved (v. 6) —Little ones = mikros
  - 2. Jesus referred to, "...little ones which believe in me..." (Matthew 18:6 English Standard Version)
  - 3. Christ affirmed this was saving faith; "believe in me" the same words used in John 3:16; Acts 16:31.
  - 4. Warns us not to offend believing children (v. 10)—Little ones = mikros
- D. It is not God's will that little children perish (Matthew 18:14). Not His will that one should perish (v. 14)—Little ones = mikros
- E. Believers are referred to as saints and children are included (Ephesians 1:1; 6:1; Colossians 1:2; 3:20).

## III. God's Message is for Everyone

- A. God commanded the disciples to preach the Gospel to every creature (Mark 16:15).
- B. God's love extends to every individual in the world (John 3:16).
- C. The promise of salvation was not given with age limits.
  - 1. John 3:16 "...whoever believes..."
  - 2. John 1:12 "...to all who did receive him..."

*“Any child is old enough to accept Christ when he realizes that his sin is against God and that because of that sin, he is lost without Christ.” (Doherty 1986, 49 [68].)*

## IV. Children Are Lost

A. Children have a sin nature.

1. Romans 3:23 “For all have sinned and fall short of the glory of God.”
2. Romans 5:12 “Therefore, just as sin came into the world through one man, and death through sin, and so death spread to all men, because all sinned.”
3. Psalm 51:5 “Behold, I was brought forth in iniquity, and in sin did my mother conceive me.”

B. Children need to be made aware of their condition before God. The Bible commands us to evangelize everyone (Mark 16:15). This means we are required to evangelize all children in a thorough, biblical way—and leave the question of regeneration in the hands of God.

## V. Children Are Under Attack

Children today are attacked on every side by the world's influence. Can you think of some influences in the world today that might hinder children from receiving Christ as Savior?

## VI. Children Can Be Born Again

Some people are skeptical and find it difficult to believe in the reality of child conversion. However, there is no verse in the whole Bible which says that a child cannot come into a personal relationship with God through faith in Jesus Christ.

- A. Children are more ready to receive the Savior.
- B. Children have open, ready hearts.
- C. Children are naturally humble, teachable, and trusting.
- D. Children are more likely to have many years to serve the Lord.
- E. Many notable Christians were saved as children.
- F. In one of his sermons, Charles Spurgeon states:

*“A child of five, if properly instructed, can as truly believe and be regenerated as an adult. My conviction is that our converts from among children are among the best that we have. I should judge them to have been more numerously genuine than any other class, more constant, and in the long run, more solid.” (Doherty 1986, 46 [64-65].)*

- G. Remember, the Holy Spirit is the one who convicts the child of sin and causes him to be ready to accept Christ as Savior (John 16:8).
- H. Children are dependent upon us to show them the way.

## **VII. Children Are the Future of a Nation**

God warns that if children are not taught, future generations will cease to follow His Word. (See the example in Judges 2:10-11; study carefully Psalm 78:1-8.)

Scripture quotations are from the ESV® Bible (The Holy Bible, English Standard Version®), copyright © 2001 by Crossway, a publishing ministry of Good News Publishers. Used by permission. All rights reserved.

## Bibliography

Barna, George. 2016. *Transforming Children into Spiritual Champions*. Grand Rapids: Baker Books.

Centers for Disease Control and Prevention. 2016. Youth Risk Behavior Surveillance - United States. 6 10. Accessed 4 3, 2023. <https://www.cdc.gov/mmwr/volumes/65/ss/ss6506a1.htm>.

Centers for Disease Control and Prevention. 2020 Suicide Prevention - Facts for Preventing Suicide. Accessed 4 3, 2023. <https://www.cdc.gov/suicide/facts/index.html>.

Centers for Disease Control and Prevention. 2022. Violence Prevention Child Sexual Abuse. 4 2. Accessed 4 3, 2023. <https://www.cdc.gov//childsexualabuse/fastfact.html>.

Childrens Defense Fund. 2021. The State of Americas Children. Accessed 4 3, 2023. <https://www.childrensdefense.org/wp-content/uploads/2021/04/The-State-of-Americas-Children-2021.pdf>. 2021.

Children's Defense Fund. 2021. The State of Americas Children - Housing and Homelessness. Accessed 4 3, 2023. <https://www.childrensdefense.org/state-of-americas-children/soac-2021-housing/>.

Coalition on Human Needs. 2021. State of America's Children 'Our Children Are Not Immune'. 4 7. Accessed 4 3, 2023. <https://www.chn.org/voices/2021-state-of-americas-children-our-children-are-not-immune/>.

Doherty, Sam. 1986. *The Biblical Basis of Child Evangelism*. Kilchzimmer: European Child Evangelism Fellowship.

Drug Policy Facts. 2021. Drug-Infected Public Schools. August. Accessed 4 3, 2023. <https://www.drugpolicyfacts.org/node/2630>.

National Association for Children of Alcoholics. 2020. NACA Kit for Parents. 3. Accessed 4 3, 2023. <https://nacoa.org/wp-content/uploads/2020/03/Kit-for-parents-NACoA.pdf>.

Strong, James. 2023. "blueletterbible.org." Blue Letter Bible. Accessed 4 3, 2023. [https://www.blueletterbible.org/kjv/mat/18/1/t\\_conc\\_947006](https://www.blueletterbible.org/kjv/mat/18/1/t_conc_947006).

Substance Abuse and Mental Health Data Archive SAMHDA. 2021. National Survey on Drug Use and Health 2021 (NSDUH). Accessed 4 3, 2023. <https://www.datafiles.samhsa.gov/dataset/national-survey-drug-use-and-health-2021-nsduh-2021-ds0001>.


# Sharing the Message of Salvation

## Session 1

### I. What is the Message of Salvation?

A. The eternal God made me and loves me.

1. God is the author of the bible (2 Timothy 3:16; 2 Peter 1:20-21).
2. God created all things (Genesis 1:1; Acts 17:24).
3. God is holy (Isaiah 6:3).
4. God loves you and me (Jeremiah 31:3; John 3:16).



Knowing that a holy, loving God is your Creator, how should this influence your view of God? Where do you see God in the world around you?

B. I am a sinner and need salvation.

1. The Bible declares that I have sinned (Romans 3:23; Isaiah 53:6).
2. I do many sinful things (Romans 3:10).
3. I was born with a sin nature (Psalm 51:5; Psalm 58:3).
4. Sin separates me from God (Romans 6:23; Isaiah 59:2).
5. Only God can save me from sin's punishment (Titus 3:5; Ephesians 2:8-9).



How should God's view of sin impact you, your need for God, and your burden for the lost? Is my view of sin lined up with God's?

C. God provides salvation for me through Jesus Christ.

1. Who is Jesus?
  - a) Jesus is God (Colossians 2:9; 1 John 5:20; Matthew 16:16).
  - b) Jesus was a perfect man (Hebrews 4:15; 2 Corinthians 5:21).
  - c) Jesus has a position of high honor in heaven with God the Father where He rules as King over all (Philippians 2:9).
2. What did Jesus do for me?



Jesus willingly died, giving His blood to take my punishment for sin, was buried, rose again, and was seen. (1 Corinthians 15:3-5a; Hebrews 9:22b; Revelation 1:5b; 1 John 1:7b; Matthew 27:27-44)

## 3. What does Jesus offer me?

He offers me salvation, a gift paid for by the death and resurrection of the Lord Jesus Christ. (1 Corinthians 15:13-14, 20; Ephesians 2:8; Romans 6:23)

What does it mean that salvation is a gift? Why is the gift of salvation important to me?

## D. The Lord Jesus Christ must be received personally for salvation.

## 1. God's invitation is to come. He says:

- a) "...to all who did receive him, who believed in his name". (John 1:12)
- b) "...whoever believes in him..." (John 3:15-16)
- c) "...Believe in the Lord Jesus..." (Acts 16:31)



## 2. I must:

- a) Recognize and agree with God that I am a sinner and cannot save myself.
- b) Put my complete trust in the Lord Jesus by believing that He died on the cross to take the punishment for my sin, was buried, and rose again.
- c) Respond to God's gift of salvation, being willing to turn from sin to God, choosing to live His way (Acts 3:19).

Have you believed in Jesus?

**Note:** The verses included in this first section of the notes are for your information. You would not share each of these Scriptures when teaching a child.

## II. Sharing the Message of Salvation

A. Pray that the Holy Spirit will prepare the child's heart.

B. Use a short, interesting introduction to *The Wordless Book*.

**Note:** In a situation outside of a club setting permission should be sought from a parent or guardian before talking with the child.

Example: "Have you ever seen a book like this? It doesn't have any words or pictures. What do you see inside its pages? Yes, colors. Even though this book has no words, it reminds us of a wonderful true story—the most wonderful story in the whole world. May I tell it to you?"

## C. The gold page truths

Tell the child who God is and that He loves them.



Don't make assumptions that the child will know or understand these words and biblical truths. Many of these words are biblical terms and will need to be explained. Explain them on a child's level. Do not merely list the truths.

1. God lives in \_\_\_\_\_ where there is a street of gold (relate to the Gold page). God wants you to know about Him and the beautiful place He has prepared for His children. God wants you to know Him and live with Him forever!
2. God is the \_\_\_\_\_. He made heaven and earth. He made all living things. (Give examples of things God created such as trees, clouds, and animals.) He made you and me.
3. God \_\_\_\_\_ you.
  - a) Read \_\_\_\_\_ to apply this truth and make it personal to the child.
  - b) Explain to the child that the Bible is God's true Word.
4. God is \_\_\_\_\_. He is perfect, without sin, and completely different than everything else in the universe. He always does what is right.
5. Link from the Gold page to the Dark page:

"But there is one thing that keeps you apart from God. That is sin."

### III. Demonstration

- A. How is the book introduced to help the children want to listen?
- B. What specific truths about God are taught?
- C. How is the teaching on God's love made personal to the child?

## Assignment

Practice the introduction, the Gold page, and the link to the Dark page. Remember to include the key points for the Gold page.

# Sharing the Message of Salvation

## Session 2

### I. The Dark Page Truths



A. Tell the child his condition before God (connect his condition to the color of this page).

1. Sin must be \_\_\_\_\_ so the child understands.

Examples: "Sin is anything you think, say, or do that does not please God." "Sin is anything that goes against God." "Sin is going your way instead of God's way."

2. The child must realize that he is lost in \_\_\_\_\_ before he can see his \_\_\_\_\_ to receive a Savior.

B. God's Word says that \_\_\_\_\_ have sinned.

1. Read \_\_\_\_\_, explaining that all means everybody—it means you and me. The child must realize that he, personally, is a sinner.

2. Use the personal pronoun "you."

C. Give \_\_\_\_\_ of sin that a child will understand and that will relate to his daily life.

1. Use specific examples.
2. Use a variety of examples.
3. Use examples that relate to the definition of sin that was taught.

Example: "Sin is going your own way instead of God's. When you choose to tell only part of the truth to make yourself look better, you are going your own way because God's Word says to tell the truth."

D. Help the child see he is \_\_\_\_\_ with a sin nature. Teach in a way a child can understand, using language they would be familiar with.

"You and I are born with a 'want to' or 'desire' to sin."

E. Sin must be \_\_\_\_\_. The punishment for sin is to be separated from God both now and forever.

F. Link from the Dark page to the Red page

"God has a wonderful plan, so you and I don't have to be punished for our sins."



## Demonstration

1. What specific truths about sin are taught on this page?
2. How is the teaching on sin made personal to the child?

## II. The Red Page Truths

The Red page shows us God's plan for our sins to be forgiven. His provision was through His Son, the Lord Jesus Christ. This page includes who Jesus is and what He did so our sins could be forgiven.



A. Tell the child God's way of forgiveness.

1. Jesus is God's \_\_\_\_\_ Son. He lived a sinless life because He is God the Son, yet perfect man.
2. Jesus \_\_\_\_\_ died on the cross for you and me (John 10:17-18). As Jesus was dying on the cross, He was taking the punishment we deserved for sin. He is the only one who could pay for sin so you could be forgiven.
3. Jesus gave His blood and life when He died on the cross for you and me (relate this to the color of this page). Read \_\_\_\_\_.
4. Jesus Christ died and \_\_\_\_\_ on the third day and was seen by many (1 Corinthians 15:3-5a).
5. Jesus Christ is \_\_\_\_\_ in heaven today in a place of honor.

B. Link from the Red page to the Clean page

"And now because of what the Lord Jesus did for you, you can have your sins forgiven."

## Demonstration

1. What specific truths about the person and work of Christ are taught on this page?
2. Listen for what verse is used and how it is explained.

## Assignment

Practice the Dark and Red pages. Put it together with the introduction and the Gold page. Remember to include the key points for each page and the links to get you from one page to the next.

Slide  
#1

# Sharing the Message of Salvation Session 3

Slide  
#2

## I. The Clean Page

- A. This is referred to as the Clean page, not the white page. As with the Dark page, we are not speaking of the \_\_\_\_\_ but rather the \_\_\_\_\_. We are talking about being cleansed from sin.
- B. The Clean page gives the child the opportunity to \_\_\_\_\_ the Lord Jesus as Savior by \_\_\_\_\_ the message of salvation.
- C. There are three main parts for this page: the invitation to receive Christ as Savior, assurance of salvation, and confession of sin.



In this session we will talk about giving the invitation to receive Christ and in the next session we will talk about assurance of salvation and confession of sin.

Slide  
#3

## II. Tell the Child How He Can Be Saved and Become a Member of God's Family

- A. Read \_\_\_\_\_ and \_\_\_\_\_ the verse phrase by phrase.
  - 1. Believe in the Lord Jesus—To believe means to trust Jesus is the Son of God who came to take the punishment for your sin. It means to put your trust completely in Him. It is believing that Jesus is the only one who can save you from sin.
  - 2. Will be saved—Rescued from the punishment of your sin (forgiven of all your sin) and no longer separated from God.
  - 3. Explain to the child that believing in Jesus is the most important decision they will ever make.
  - 4. Explain to the child, “God will be with you and help you live a life that pleases Him. One day you will live with Him forever in heaven.”
- B. \_\_\_\_\_ the child, “Have you ever believed in Jesus as your Savior?”
  - 1. If they say “yes”, ask them questions about when they made that decision and discern what they believe by asking them about God, sin, and what Jesus did for them.
  - 2. If they say “no”, ask them, “Do you believe that Jesus is the only one who can forgive your sin? (Allow response.) Let’s talk about why you believe that.”
- C. \_\_\_\_\_, showing the child the pages of *The Wordless Book* as you ask questions about the truths taught on the Gold, Dark, and Red pages.

Slide  
#4

Let the child put these truths into his own words to check his understanding of the Gospel. Some questions you could use:

1. God

- a) Who is God?
- b) What does it mean that God is holy?
- c) Does God love you?

2. Sin

- a) What is sin?
- b) Are you a sinner?
- c) What is God's punishment for sin?

3. Person and work of Christ

- a) Who is Jesus?
- b) What did the Lord Jesus do for you?
- c) Why is Jesus the only one who could die for your sins?
- d) What happened to Jesus after He died?

4. Receive Jesus personally

- a) How can you be saved from the punishment of sin?
- b) Do you believe in the Lord Jesus as the only Savior from your sins? (This **must** be answered before proceeding in the counseling situation.)

If the child says "no", ask them, "Is there something you don't understand or have a question about?"

- 1) You may need to go back and check the child's understanding at this point.
- 2) Ask the Holy Spirit for discernment as you talk with the child.
- 3) If you sense the child is not ready to believe in Jesus, then pray with the child and give him a tract to read that explains the Gospel.
- 4) Assure the child he may talk to you again if he has questions and remind him that he can put his trust in the Lord Jesus whenever he is ready.

If the child says "yes" then encourage him to respond by talking to God.

Slide  
#5

**Note:** The questions you ask will usually depend on the previous answer from the child.

- D. Let the child \_\_\_\_\_ by expressing to God what he believes about his sin and what the Lord Jesus has done for him.
1. The child should be encouraged to respond to God in prayer by:
    - a) Telling God he knows he has sinned and is sorry.
    - b) Telling God that he believes in (trusts) the Lord Jesus Christ who died for his sin and rose again.
    - c) Telling God that he wants to live God's way, with His help.
  2. These guidelines can also be used if a child seems to struggle with verbalizing his belief. Help him know that talking to God is just like talking to you.

Slide  
#6

### III. Demonstration

1. How is Acts 16:31 explained to the child?
2. What questions are used to review the message with the child?
3. How is the child encouraged to respond?

## Assignment

Practice the Clean page through the child responding to God in prayer. This is the most important page yet it is probably the most difficult page to present. Practice it until each part of the message of salvation is included.

### Bibliography

Spurgeon, Charles H. 1897. *Come Ye Children*. Cross Reach Publications.

# Sharing the Message of Salvation

## Session 4

### I. The Clean Page (continued)

A. Give the child \_\_\_\_\_ of his salvation based on the Word of God.



1. Ask, "If you truly believe in Jesus, what did Jesus just do for you?"
2. Ask, "How do you know?"
3. Refer to Acts 16:31, putting the child's name in the verse.

B. Read and explain \_\_\_\_\_.

1. When you believe in Jesus, He gives you a wonderful promise! Jesus will never leave you! (Read Hebrews 13:5b.) Ask the child, "Where is Jesus now?"
2. Explain that this verse means Jesus will be with him always, no matter what.

C. Read and explain Hebrews 13:6a.

1. Ask, "Who will help you say "no" to sin?"
2. Help the child see Jesus lives in him to help him do what is right and say "no" to sin. He can remember the phrase, "The Lord is my helper" on the fingers of his other hand.
3. Ask the child, "If you do sin, what should you do? Let's see what God's Word says."

D. Tell the child how he can \_\_\_\_\_ his sins.

1. Approach this subject of confession from a \_\_\_\_\_ perspective.

The Lord Jesus lives in you to help you do what is right! But, if you do sin, God's Word tells you what to do about it.

2. Read \_\_\_\_\_. Explain this verse phrase by phrase.
  - a) Confess—To agree that what you have done is sin, to tell on yourself to God.
  - b) He is faithful—God always keeps His word.
  - c) And just to forgive our sins—It is right for God to forgive since Jesus died for your sin.
  - d) And to cleanse us from all unrighteousness—God will make you clean from all your sin.

- e) After you have confessed your sins, thank God for His forgiveness. Ask Him for strength to say “no” to sin the next time (remember, He is your helper!). Ask Him if there is someone with whom you need to make things right.

E. Link from the Clean page to the Green page.

“When you believe in Jesus as your Savior, you can get to know Him better.”

## **II. Demonstration**

A. How is the child given assurance of salvation?

B. What is the child taught about help for living the Christian life?

## **Assignment**

Practice the Clean page. This is the most important page, yet it is probably the most difficult page to present. Practice it until each part of the message of salvation is included in it.

## **Bibliography**

Bible.org. 2009. “Angel of Light”. Accessed July 2023. <https://bible.org/illustration/angel-light>

# Sharing the Message of Salvation

## Session 5

### I. The Green Page

The Green page helps the newly saved child understand how he can begin to grow in his new life as God's child.



A. Read \_\_\_\_\_ and explain.

1. But grow in the grace—God works in your heart to change you so you can live in a way that honors Him.
2. And knowledge—God wants you to learn more about Him (who He is and what He is like).
3. God the Holy Spirit is the one who will help you grow in grace and knowledge.

B. God has provided ways for you to begin to grow in Christ.

1. G—\_\_\_\_\_ to church and Sunday school.

At church and Sunday school you get to worship God with others and learn more about the Lord Jesus and how He wants you to live.

2. R—\_\_\_\_\_ the Bible and \_\_\_\_\_ every day.

- a) Show the child where to read (Gospel of Mark) and encourage him to read a few verses each day, praying that God will help him understand what he reads.
- b) Emphasize the child can talk with his Heavenly Father any time or in any place.

3. O—\_\_\_\_\_ God.

- a) Encourage the child to think about what he reads in the Bible.
- b) Remind the child to look for promises to believe and commands to obey.
- c) Emphasize that he needs to pray, asking God to help him obey by the power of His Holy Spirit.

God the Holy Spirit lives in you to give you the power to do what is right.  
(Hebrews 13:5b-6a).

4. W—\_\_\_\_\_ to others.

- a) Encourage the child to tell others about what the Lord Jesus has done for them.



- b) Encourage the child to tell another teacher or host of his decision.

## **II. Before the Child Leaves**

- A. Give him a tract and write the child's name and the date on it.
- B. Encourage him to talk to God right now.
  - 1. Have him thank God for loving him and saving him from sin.
  - 2. Have him thank God for helping him live a holy life.
- C. Pray for the child by name.

## **Demonstration**

- A. What was taught about who God is and what He is like?
- B. What teaching about sin is presented to help the child recognize his need?
- C. What teaching is presented about the person and work of Christ?
- D. How was the terminology of the invitation verse explained?
- E. What thought-provoking questions are used for assurance of salvation?
- F. How is 1 John 1:9 explained?
- G. What help is given for growth?

## **Assignment**

Practice the Green page. Put it together with the other pages to make it complete. Practice it many times using the verses for each color.

## Unpacking a 5-Day Club®

### I. What is a 5-Day Club?

- A. A 5-Day Club is a summer outreach to children sponsored by *Child Evangelism Fellowship*®.
- B. It is a Bible club for children primarily designed for those between the ages of five and 12.
- C. 5-Day Club is a part of the CEF® purpose of evangelism.

Purpose statement: *Child Evangelism Fellowship* is a Bible-centered organization composed of born-again believers whose mission is to evangelize boys and girls with the Gospel of the Lord Jesus Christ, disciple them in the Word of God, and establish them in a local church for Christian living.

- D. A 5-Day Club meets in a neighborhood for an hour and a half every day for five days.
  - 1. Clubs are held in backyards, living rooms, garages, porches, community centers, parks, and other locations open to hosting a club.
  - 2. Clubs can also be held at preschools or daycare centers for younger children.
  - 3. Wherever permission is granted, a club can be held.
- E. A 5-Day Club is taught by teams of at least two. Clubs are scheduled so that each team can teach two to four clubs each week.

### II. What is included in a 5-Day Club?

A. \_\_\_\_\_

Time before club to play games with the kids and build relationships with them.

B. \_\_\_\_\_

#### 1. **Word Up!**

Teach the Word Up! for the day.

2. \_\_\_\_\_

- a) Five simple rules to set expectations for the club.
- b) Teach or review rules quickly and clearly.

3. \_\_\_\_\_
  - a) Teach a concept about prayer each day.
  - b) The teacher will pray each day.
  - c) Children can share requests.
- C. \_\_\_\_\_
  1. Songs are spread throughout the club.
  2. Use an action song to transition to teaching time.
- D. \_\_\_\_\_
  1. Teach and explain a memory verse each day.
  2. Give children the opportunity to say the verse the following day.
- E. \_\_\_\_\_
  1. Teach the Bible lesson including the Gospel truths.
  2. Each day the lesson will end with an invitation to believe.
- F. \_\_\_\_\_
  1. Teach a section of the story about a missionary.
  2. This builds excitement and interest in missions.
- G. \_\_\_\_\_
  1. Play a game to review truths taught during club.
  2. Lead the game with enthusiasm and excitement.
- H. \_\_\_\_\_
  1. Following the club hour, take time to talk and play games for a few minutes.
  2. Make announcements, hand out take-home items, and give out prizes.
  3. End club in a way where the children are excited to come back the next day!



# Keeping Kids Safe

## I. Child Protection Policy

### A. Screening

All workers must be screened before working with children. This includes summer missionaries, *5-Day Club*® hosts, etc.

### B. Best practices

1. Never be alone with a child.
2. **Two people rule:** At least two screened workers (paid or volunteer) must be present at all *CEF*® ministry events.
3. **Line of sight rule:** Always remain within sight of other screened workers.
4. A common time to be aware of this rule is while counseling children. You may be separated from the large group, but other workers must be able to observe you.

### C. Touch appropriately

1. Never touch children in “the box” (between the shoulders and the knees).
2. Appropriate touch may include high fives, a pat on top of the shoulder, etc.
3. Children should not sit in your lap. Children may sit next to you.

### D. Report anything suspicious right away to *CEF*® staff.

1. If you have a concern regarding a *CEF* staff member, contact the state director or USA Ministries.
2. Failure to report may result in dismissal.
3. If a child reports abuse taking place outside of *CEF* ministries (for example, at home, daycare, school, etc.), contact your *CEF* staff immediately to learn how to report the abuse.

## II. Photography and Social Media

- A. Due to privacy and permission concerns, no photos or videos of children should be posted anywhere on personal social media. *CEF* has obtained release forms for the photos of children it posts on official *CEF* social media. You may repost these photos on your personal social media.
- B. Avoid taking photos of children in *CEF* ministries for personal use.

- C. If you want to have photos from *CEF* ministries to share with donors, ministry partners, etc.:
  - 1. Request photos from your *CEF* office. *CEF* has secured parental permission to take and use these photos.
  - 2. Take pictures that do not easily identify children, i.e. from behind, showing the back of the child's head.

### III. Emergency Procedures

#### A. General Guidelines

- 1. In all emergencies, remember the following:
  - a) Remain calm and encourage the children to remain calm. Don't make speculations on what might happen.
  - b) Count the children in your care. It's crucial to know that everyone is safe and accounted for.
  - c) Follow directions from *CEF* staff. Procedures are in place to ensure that anticipated emergencies are handled in an orderly way.
- 2. Generally, *CEF* staff or adult volunteers, not the summer missionaries, should contact the child's parent or guardian if a situation merits.

#### B. Medical Emergency

- 1. If a child suddenly falls ill or is seriously injured, follow the "three-person" procedure:
  - a) One person stays with the sick or injured child.
  - b) The second person quickly but calmly gets an adult leader (such as a *CEF* staff member, the club host, etc.) and briefly explains the situation.
  - c) The third person, if needed, calmly moves other children and unnecessary personnel away from the area.
- 2. Generally, a *CEF* staff member or other adult leader will determine whether or not a child's parents need to be contacted or if an ambulance should be called.

#### C. Severe Weather (thunderstorm, tornado, hurricane, etc.)

- 1. *CEF* staff continually monitor weather forecasts during summer ministries. They may cancel a club out of caution.
- 2. If you have a weather concern while at club, consult with *CEF* staff or club host immediately to determine the best course of action.

3. If inclement weather suddenly arises, calmly but quickly take children to shelter in the nearest indoor space, preferably without windows. Count the children to ensure everyone has reached safety.

#### D. Unknown Strangers

1. Family members of children are welcome to observe a club. Clubs in open, public areas may draw others who wish to observe the club.
2. Inform an on-site *CEF* staff member, club host, or adult leader of any unknown strangers. The adult will handle all interactions with strangers. If a stranger exhibits unusual behavior, the adult leader will determine if any additional action should be taken.
3. If the stranger is *not* an immediate threat, inform all staff and volunteers in the area that there is an unknown stranger and for them to pay close attention to the kids.
4. If the stranger is an immediate threat (threatening violence or harm), then evacuate children from the area immediately. Take children as far away from the stranger as possible.

# Welcome to Child Evangelism Fellowship®

## I. Foundation–Part 1

### A. History of CEF

Founded in 1937 by Rev. J. Irvin Overholtzer

### B. Purpose of CEF

To evangelize boys and girls with the Gospel of the Lord Jesus Christ, disciple them in the Word of God, and establish them in a Bible-believing church for Christian living.

### C. Scope of CEF

1. CEF has thousands of workers in nearly every country of the world led by eight regional directors. There are tens of thousands of volunteers worldwide. God works through His people, godly leaders, staff, and volunteers to accomplish our goals. The sun never sets on CEF ministry.
2. CEF is the largest children's ministry in the world!
3. The CEF International Headquarters is in Warrenton, Missouri just 50 miles west of St. Louis.

### D. Prayer – Luke 10:2

1. All of you are an answer to prayer! Choosing to serve together as workers in God's harvest is how we can impact the next generation.
2. CEF has been blessed by a strong foundation of praying men, women, and children throughout our history.
3. No matter what you hear in the rest of this session, you can join us and pray now and throughout the year for God's hand to continue to lead the work of CEF to touch the hearts of many.

## II. Ministries–Part 2

- A. *5-Day Club*® is one of the two primary ministries of CEF. These clubs meet for five consecutive days during the summer months.
- B. *Good News Club*® is the other of the two primary ministries of CEF. *GNC*™ meets in schools, community centers, daycares, or homes during the school year.
- C. Other Ministries



- D. Fair ministry—Some local areas have a tent, booth, or trailer at fairs to share *The Wordless Book* with children and adults.
- E. Open-air ministry—Some local areas go to places where children are (parks, beaches, etc.) and share the Gospel with them one-on-one (with parental consent, of course).
- F. Camp—A local area may have a camp ministry opportunity like *Camp Good News*® (can be a day or overnight camp).
- G. Party Club™—A one-time class held around a holiday or other special occasion, where the Gospel is clearly taught. Christmas and Easter are great times to reach new children with the Gospel message.

### III. Strategy—Part 3

#### A. Training

1. Although CEF is reaching millions of children every year, it is a small percentage of the world's children. The strategy of training, equipping, and supporting volunteers helps CEF carry out the vision to reach Every Child, Every Nation, Every Day.
2. CYIA exists to challenge students to grow in their relationship with Jesus and to train and equip them to share the Gospel with children in their communities.
3. Teaching Children Effectively™ (TCE™) Level 1 and 2 courses are 31-hour accredited courses offered through *Children's Ministries Institute*® (CMI®) and locally on the field. Level 1 focuses on evangelizing unsaved children and Level 2 focuses on teaching the saved child how to grow spiritually.
4. CMI and CMI Online™ provide practical instruction for ministering directly to children, training adults to teach children, and the administration of children's work. The unique curriculum is structured in one and two week courses for concentrated short-term study for a total of 12 weeks. In the United States, the 12-week CMI is offered in Warrenton, Missouri twice a year. Selected courses are also offered on CMI Online ([cefcmi.com](http://cefcmi.com)).
5. Super Seminars, local teacher training classes, are offered by the local CEF chapter for churches, *Good News Club* teachers, and more..

#### B. Equipping (Ministry tools and literature)

1. CEF Press produces high-quality, biblically-sound, and Christ-centered curriculum that helps churches evangelize and disciple children.
2. Literature projects
  - a) *Do You Wonder Why* is designed to help children troubled by natural disasters, national crises, and personal problems. The *Do You Wonder Why*?

booklet and video help children understand the effects of sin and the power of God's love through the Gospel.

- b) Devotional Books (*Wonder Devotional Book*, *Every Day with God* books) are designed to help children develop a lifelong habit of enjoying God's Word and applying it to their lives.
- c) *Meet the King* is an evangelistic booklet about the life of Christ to reach children with the Gospel. It is a beautiful 16-page Gospel tool that is longer and of higher quality than a tract but easy for children to read and understand.
- d) With our Boxes of Books ministry, boxes are each filled with visualized teaching materials and devotional books. Each costs \$50 to fill and send to a CEF missionary teacher in a poor or "closed-to-the-Gospel" nation. On average, 650 children can hear and respond to the Gospel when a box of books is sent and used!

### 3. Digital projects

With the Digital Creative Center at CEF International Headquarters, the online presence of CEF is growing and digital content for kids to enjoy is being developed.

- a) On *U-Nite TV*®, God's Word is shared in a fun, engaging way to help children understand and apply biblical truths to their lives. Stream animated adventures that teach truths from the Bible, music videos to learn and memorize God's Word, and stories that teach the Gospel. Access U-Nite TV's full library from your laptop, iOS, Android, Apple TV, Android TV, and Roku.
- b) On *U-Nite Kids*®, God's Word is shared in an interactive way to help children grow in their understanding of biblical truths and how to apply them in their lives. Play games that teach truths from the Bible, complete daily devotions, earn achievements, memorize God's Word, and get answers to common biblical questions. All this and more are now available on Android and iOS.
- c) *U-Nite Radio*® helps to unite kids with the Gospel through true stories and foundational, biblical truths. Subscribe to the *U-Nite Radio* podcast, so you don't miss any episodes. There's a new episode every week, alternating between *Good News Devos* and *Good News Heroes!* *Good News Devos* teaches foundational truths such as who God is, the basics of understanding the Bible, and the 10 Commandments. *Good News Heroes* follows the characters Logan and Piper as they learn about heroes of the faith like Cameron Townsend, Lottie Moon, and George Muller. Subscribe on Spotify, Apple Podcasts, or Google Podcasts.

### C. Support

- 1. Sponsor-A-National™ (SPAN™) helps grow the number of national missionaries around the world so that they can share the Gospel with children in their own country. There is also a need to increase the number of supporters for these

workers. Both are vitally important. We are committed to helping our workers in different parts of the world present the need for resources within their own countries. However, in many countries, because of poverty or oppression, it is impossible to raise the needed support. For this reason, we are committed to building a connection between those who are called and equipped by God to do ministry and those who are blessed and able to provide the finances needed to sustain it. *CEF* is looking to God to provide for 1,000 SPAN workers, supported appropriately and consistently so that the work goes forward.

2. Personal giving allows you to help reach boys and girls with the Gospel message through your financial gifts. There are financial needs big and small in every area. Five dollars or \$10 (or any amount) a month is used mightily by God.

## **IV. Opportunities to Serve–Part 4**

### **A. Volunteer opportunities (local, state, *CEF* International Headquarters, international)**

1. You can volunteer in your local chapter.
  - a) Children's Ministry Specialist (teach kids in *CEF* programs)
  - b) Social media, graphic design
  - c) Office help
  - d) Financial (treasurer, bookkeeper, donor, etc.)
  - e) Teacher trainer
  - f) Local committee member
2. Opportunities available at *CEF* International Headquarters
  - a) Housekeeping
  - b) Kitchen
  - c) Maintenance projects
  - d) Grounds upkeep
  - e) Shipping

3. Short-term mission trips organized through your state

### **B. Internship opportunities mean you can intern in a department at the *CEF* International Headquarters, including:**

1. Information Technology

2. Creative Services
  3. Production
  4. Shipping
  5. Maintenance
- C. IMPACT<sup>SM</sup> program
1. In the USA
    - a) A one- to two-year commitment
    - b) Explore ministry and missions in the United States
    - c) Explore God's calling on your life
  2. Around the world
    - a) A one- to four-year commitment
    - b) Come alongside existing work to support the ministry
- D. Career (local, state, CEF IHQ, international) by serving on the mission field with a long-term view
1. Summer Ministries Coordinator
  2. Local Coordinator
  3. Administrative Assistant
  4. Office Manager
  5. Teacher Trainer
  6. Children's Ministry Specialist
  7. *Good News Club* Coordinator
  8. Camp Good News Staff
- E. Promotion
1. How do people hear about CEF? As you serve throughout the summer, you will have stories and testimonies of how God is working.
  2. Keep sharing with people and other friends who may be interested in CYIA, families you babysit that should know about 5-Day Club, or small groups and








churches that know about GNC. Even if you do not know all the answers to their questions, you can start talking and sharing about *CEF* there to help them learn tools that you have learned to share the Gospel.

3. Follow the local chapter, state, and ministry-wide social media accounts! Help raise awareness by sharing and liking posts.

## **V. What's Next?**

Come to GUIDE Retreat! Hear about the exciting opportunities available in *CEF* and talk with people who can help you learn where God might be leading you. Email [ministry@cefonline.com](mailto:ministry@cefonline.com) for more information on the next GUIDE Retreat.

## Wordless Book Chart

 <b>Gold</b>	 <b>Dark</b>	 <b>Red</b>	 <b>Clean</b>	 <b>Clean</b>	 <b>Clean</b>	 <b>Green</b>
Who God Is	Problem/Need	Solution/Way	Believing in Jesus	Assurance	Confession of Sin	Spiritual Growth
1. Heaven—street of gold. 2. Creator—He made you. 3. Love—He loves you. 4. Holy—Perfect, without sin.	1. Definition of sin. 2. All have sinned. 3. Examples of sin. 4. Born with sin nature. 5. Sin must be punished.	1. Perfect Son of God 2. Willingly took your punishment. 3. Gave blood and life on the cross. 4. Died, rose again, and was seen by many. 5. Alive in Heaven.	1. Invitation verse (Acts 16:31) 2. Ask, "Have you ever believed in Jesus?" 3. Review questions. 4. Child indicates belief in Jesus and responds in prayer.	1. Assurance of salvation (Acts 16:31) 2. Show and explain Hebrews 13:5b-6a.	1. Explain confession of sin. 2. Show and explain 1 John 1:9. test	1. Read 2 Peter 3:18. 2. Growing in Christ <ul style="list-style-type: none"> <li>• Go to church and Sunday school</li> <li>• Read the Bible and Pray</li> <li>• Obey God</li> <li>• Witness</li> </ul>
John 3:16a	Romans 3:23	Hebrews 9:22b 1 Corinthians 15:3-4, 5a	Acts 16:31	Review Acts 16:31 Hebrews 13:5b-6a	1 John 1:9	2 Peter 3:18
1. God's home is in heaven. 2. God made everything. (Give examples of creation.) He made you. 3. God loves you. 4. He is holy. Everything He does is always perfectly right.	1. Sin is anything that goes against God. 2. You have sinned. 3. Give examples of sin on child's level. 4. We are born with a "want to" to do wrong things. 5. The Bible says sin must be punished. That means to be separated from God now and forever.	1. Jesus, the Son of God, never did anything wrong. 2. He willingly took your punishment on the cross. He is the only one who could do this. 3. Jesus gave His blood and life for you. 4. He died, but He didn't stay dead. He came alive again. He was seen by many people on earth. 5. Now He is alive in heaven in a place of honor.	1. Read Acts 16:31, explaining the condition and promise. 2. Ask if the child has ever believed in Jesus as Savior. 3. Review message of salvation by asking questions about: <ul style="list-style-type: none"> <li>• God</li> <li>• Sin</li> <li>• Person and work of Christ</li> <li>• How to be saved</li> </ul> 4. Child responds, believes in Jesus	1. Give him assurance: <ul style="list-style-type: none"> <li>• Whose child are you now?</li> <li>• How do you know?</li> <li>• Go back to Acts 16:31; put child's name in verse.</li> </ul> 2. Read and explain Hebrews 13:5b-6a. <ul style="list-style-type: none"> <li>• Where is Jesus now? (Heb. 13:5b)</li> <li>• Who will help you say "no" to sin? (Heb. 13:6a)</li> </ul>	1. Approach from a positive perspective. 2. Read and explain 1 John 1:9 phrase by phrase.	1. Read and explain 2 Peter 3:18. 2. Growing in Christ: <ul style="list-style-type: none"> <li>• G—Go to church and Sunday school.</li> <li>• R—Read God's Word and Pray (talk to God).</li> <li>• O—Obey God! God the Holy Spirit lives in you to give you the power to help you do what is right. (Hebrews 13:5b-6a)</li> <li>• W—Witness to others, telling them what the Lord Jesus has done for them.</li> </ul>
"But there is one thing that keeps you apart from God. That is sin."	"God has a wonderful plan so you and I don't have to be punished for our sins."	"And now because of what the Lord Jesus did for you, you can have your sins forgiven."			"When you become God's child, you can get to know Him better."	Give literature. Have child say thank-you prayer. Pray for the child.

## ***Christian Youth in Action*®**

### **Code of Conduct**

The following rules are designed to help us live well in a close community setting while at Training. At all times conduct should put others first and bring honor and glory to the Lord Jesus Christ. Failure to adhere to the Code of Conduct may result in disciplinary action, including being sent home from *Christian Youth In Action*® Training if needed.

The following attitudes should be representative of your words and actions:

1. Respect for authority and those living in proximity to you.
2. Punctuality related to classes, meals, practice times, etc.
3. Cleanliness both in your living space and related to the grounds in general.
4. Honesty in your conversations and interactions with others.
5. Diligence both in your quiet time and in your studies.

The following specific rules should also be followed:

1. Dress code: The dress code must always be followed. Anyone in a leadership position can ask you to change if needed. See your local staff member if you have questions about what is acceptable.
2. Housing: Each person is responsible to keep his or her belongings neatly organized. Routine room checks will take place. The personal belongings of other students are off-limits. Valuables should be kept on your person. We cannot be responsible for missing property. Guys are not allowed in girls' dorms and vice versa.
3. Classes: Everyone is expected to attend all sessions unless granted permission by the Director of Training to miss a class. Please bring all materials with you to class. Tardiness is not allowed.
4. Study times: This time is to be spent studying and doing assignments. Be sure that your method of studying does not cause a distraction to those around you.
5. Grounds: Do not leave the grounds except for supervised activities. When going to a *5-Day Club*® or open-air ministry (if included in Training), you will be assigned a car and driver. You must remain in the same vehicle.
6. Relationships: Friendships with students of the opposite sex are beneficial for social, spiritual, and leadership development. Therefore, you may talk, walk, sit, and eat with members of the opposite sex, but at no time will any "pairing-off" with them be acceptable. If you come with an established relationship, you may spend time together if the other rules are followed and you stay in public together.
7. Electronics: Cell phones and personal music players are only allowed during free time in the afternoon and evening. You must get permission before listening to music as you study.
8. Medications: All prescription drugs are to be kept by the nurse. You will be responsible for getting your medicine from the nurse at the designated times.
9. Name tags: Always wear your name tag (except during recreation).
10. Alcoholic beverages and tobacco products including electric cigarettes, vape, and marijuana are not permitted.

Following these rules will help our time at Training to go as smoothly as possible for everyone.



# THE MASTER'S UNIVERSITY CONFERENCE SERVICES


## APPENDIX A: CODE OF CONDUCT THE MASTER'S UNIVERSITY CODE OF CONDUCT

While an organization's personal convictions may differ from these standards, their choice to become a part of The Master's University during their stay on campus declares a commitment to willingly abide by these standards.

Any organization applying for the use of The Master's University facilities must read and agree to abide by the following Code of Conduct regardless of personal agreement. We also ask that each group agrees to respect the Doctrinal Statement, Mission, and Values of the University and agrees to do nothing by word, act, or deed that would detract or be contrary to them. This pertains to any guest or attendee in the group.

1. All local, state, and federal laws must be upheld while on campus.
2. Tobacco products and alcoholic beverages are not permitted on TMU grounds.
3. Possession or viewing any pornographic material (video, Internet, video games, or printed) is not permitted at TMU.
4. Any kind of weapons, explosives, firearms, bb and pellet guns, airsoft guns, paintball guns, and other objects or materials that may be harmful to safety are not permitted on campus.
5. Dancing is not permitted on campus.
6. Gambling is not permitted on campus.
7. No skates or skateboards may be ridden on rails, benches, decks, ramps, or stairs.
8. Due to the steep grades, operation of skates or skate boards in the Residence Life Zone (dorms, dorm parking lots, and dorm driveways) is strictly prohibited.
9. No pranks or hazing are to take place while residing on the University campus.
10. Men and women's sleeping rooms and quarters must be kept separate.
11. Men and women are not permitted in each other's rooms at any time.
12. Guests are asked to dress modestly and decently during their stay on campus.

The Renter has read and understood the Code of Conduct.

  
\_\_\_\_\_  
Signed

02/23/24  
\_\_\_\_\_  
Date



# Dress Code for CYIA

There is a dress code at CYIA for the benefit of everyone. This allows us all to feel comfortable and focus on what is truly important. If you choose to dress inappropriately, you will be asked to change, or be required to wear a CYIA t-shirt.

Please be advised that the following dress code will be enforced for all individuals attending CYIA, including all students and instructors.

We have the following simple requirements:

- All clothing shall be neat, clean, and acceptable in repair and appearance.
- Pants or jeans should not be torn or with holes.
- No leggings as pants or yoga pants (unless worn under a skirt or shorts).
- Skirts should not be too tight and go to the knee or longer in length.
- Shorts only a couple inches above the knee.
- All shirts must have sleeves. No tank tops, halter tops, tube tops, or crop tops.
- No clothing with offensive images, slogans or slogans pertaining to alcoholic beverages, drugs, etc.
- You will receive t-shirts for Monday – Friday. Therefore, you will only need two shirts for Saturday and Sunday.
- One pair of earrings for girls. No earrings for boys.
- Closed toed shoes are best. Sandals are okay, but please do not bring flip flops.

If you have any questions, be sure to ask your local *Child Evangelism Fellowship*® Director or staff member before you pack to come to the *Christian Youth In Action*® Training. Please do not bring any clothing that does not meet the above requirements. Please arrive and leave CYIA™ wearing clothing in line with the dress code.

# Packing List for CYIA

## BE SURE TO PACK

- Bible (*Verses are taught in ESV version. It is suggested that you bring an ESV Bible if you have one.*)
- Pencils and pens, sticky notes, and other things you find helpful to study with.
- Proper clothing (*see dress code*)
- Light sweater (*the meeting room might get a little cold for some people*)
- You will need clothing for 7 days (Shirts are provided for Mon – Fri)
- Sleeping bags or sheets and blankets (*standard single bed mattress is provided*)
- Pillow
- Towels and washcloth, soap, deodorant, toothbrush, shampoo, etc...
- Shower bag and shower shoes (*Bathrooms inside the dorms are community bathrooms*)
- Reusable water bottle to keep with you throughout the day.
- Sunscreen
- Regular medicines / prescriptions (*All medicines should be in the original containers. Control of meds will be discussed if you are under 18.*)
- Please bring an extra tote bag or backpack. (*Once we leave the dorms in the morning, we do not return until it's time for bed. You will need to bring everything with you that you need for the day.*)

## DO NO BRING

- Other electronic items such as video games, digital music players, e-readers, etc.
- Immodest or inappropriate clothing (*see dress code*)

## OPTIONAL

- Musical instruments
- Games or other activities to do during free time
- Cell phones (*can only be used on a limited basis during certain times*)
- Alarm clock or watch (*cell phones are taken away at night*)
- You may bring nonperishable snacks if they are kept in an airtight container
- Spending money
- Offering money (*You will have the opportunity to take part in an offering for the missions project we will be supporting this summer*)

# Message of Salvation Coaching Form

Student's Name \_\_\_\_\_

Chapter \_\_\_\_\_

Total Time (Goal 12-15 minutes) \_\_\_\_\_

<b>Introduction</b>	<b>Excellent</b>	<b>Very Good</b>	<b>Good</b>	<b>Strengthen</b>
Captured attention				
Comments				
<b>Who God Is</b>	<b>Excellent</b>	<b>Very Good</b>	<b>Good</b>	<b>Strengthen</b>
Heaven				
Creator				
Holy				
God's love				
Read and explained verse on God's love				
Comments				
<b>Man's Problem—Sin</b>	<b>Excellent</b>	<b>Very Good</b>	<b>Good</b>	<b>Strengthen</b>
Definition of sin				
Examples of sin				
Born in sin				
All have sinned				
Punishment for sin				
Read and explained verse on sin				
Comments				
<b>Who Jesus Is and What He Did</b>	<b>Excellent</b>	<b>Very Good</b>	<b>Good</b>	<b>Strengthen</b>
Jesus is God the perfect Son				
Jesus gave His blood as payment for sin				
Jesus took the punishment for sin				
Jesus died and came back alive on the third day				
Jesus is alive in heaven today				
Read and explained verse on Jesus' work				
Comments				

**5-Day Club®**  
**Daily Assignment Chart**

**Check List:**

Action Games  
Attendance Record  
Pencil  
5-Day Club kit  
Memory verse tokens  
Invitations  
Visualized Songs  
Missionary Items  
Review Games  
Music Player  
Tracts

**Team Supervisor:**

\_\_\_\_\_

**3-Team Members:**

1. \_\_\_\_\_

2. \_\_\_\_\_

3. \_\_\_\_\_

Club Activity	Monday Assignments	Tuesday Assignments	Wednesday Assignments	Thursday Assignments	Friday Assignments
Action Game, Attendance, Welcome, Prayer, Flag Salute, and Theme Song	2.	3.	1.	2.	3.
Memory Verse	3.	1.	2.	3.	1.
Bible Lesson, Invitation and Counseling	1.	2.	3.	1.	2.
Songs (1-2)	2.	3.	1.	2.	3.
Missionary Story and Project	2.	3.	1.	2.	3.
Review Game	3.	1.	2.	3.	1.
Closing, Theme Song, Prayer, Tokens and Invitations	3.	1.	2.	3.	1.

# **5-Day Club®** **Daily Assignment Chart**

**Check List:**

Action Games  
 Attendance Record  
 Pencil  
 5-Day Club kit  
 Memory verse tokens  
 Invitations  
 Visualized Songs  
 Missionary Items  
 Review Games  
 Music Player  
 Tracts

**Team Supervisor:**

\_\_\_\_\_

**4 –Team Members:**

1. \_\_\_\_\_
2. \_\_\_\_\_
3. \_\_\_\_\_
4. \_\_\_\_\_

Club Activity	Monday Assignments	Tuesday Assignments	Wednesday Assignments	Thursday Assignments	Friday Assignments
Opening, Attendance, Welcome, Prayer, Flag Salute and Theme Song	4.	1.	2.	3.	4.
Memory Verse	3.	4.	1.	2.	3.
Bible Lesson, Invitation and Counseling	1.	2.	3.	4.	1.
Songs (3)	4.	1.	2.	3.	4.
Surprise Time, Review Game and Contest	3.	4.	1.	2.	3.
Missionary Story and Project	2.	3.	4.	1.	2.
Closing, Contest, Theme Song, Prayer, Tokens and Invitations	4.	1.	2.	3.	4.

# Discovering Jesus Series Overview

## Lesson 1 – Jesus Loves the Lost (parable of the lost sheep)

**Scripture:** Luke 15:1-7

**Supporting Scripture:** John 10:1-18; 1 Peter 2:24-25

**Memory verse:** “For the Son of Man came to seek and to save the lost.” Luke 19:10

## Lesson 2 – Jesus Takes Away Sin (the story of Bartimaeus)

**Scripture:** Luke 18:35-43

**Supporting Scripture:** Mark 10:46-52

**Memory verse:** “For God so loved the world, that he gave his only Son, that whoever believes in him should not perish but have eternal life.” John 3:16

## Lesson 3 - Only Jesus Satisfies (Jesus feeds the 5,000)

**Scripture:** John 6:1-15, 22-71

**Supporting Scripture:** Mark 6:30-44

**Memory verse:** “For God so loved the world, that he gave his only Son, that whoever believes in him should not perish but have eternal life.” John 3:16

## Lesson 4 - Jesus has Power over Death (Jesus raises Lazarus)

**Scripture:** John 11:1-46

**Memory verse:** “Jesus said to her, “I am the resurrection and the life. Whoever believes in me, though he die, yet shall he live...” John 11:25

## Lesson 5 - Put Your Faith in Jesus (healing of the official's son)

**Scripture:** John 4:46-53

**Memory verse:** “Jesus said to her, “I am the resurrection and the life. Whoever believes in me, though he die, yet shall he live...” John 11:25

## Songs

Have You Heard? • His Name Is Jesus • For God So Loved the World (John 3:16) • For the Son of Man (Luke 19:10) • Yet Shall He Live (John 11:25)

## Missionary Story - Mary Slessor

## INTRODUCTION

Jesus was the Master Storyteller. His stories were captivating and always made the perfect point for His hearers. The parable of the lost sheep starts off a famous trio of Jesus' parables—the lost sheep, lost coin, and lost son. Jesus was making the point that God loves and welcomes sinners and will go to any length to bring sinners to Himself. God's love for sinners is the emphasis of this lesson and of the teaching for this day of club.

Saved children are challenged to rejoice when someone comes to faith in Christ, just like God in Heaven rejoices when a sinner comes to Jesus.

This evangelistic narrative lesson contains all Gospel applications within the story, helping children to clearly understand the meaning of this parable Jesus told.

The teaching for this day also introduces the theme for the week—Discovering Jesus! The children will be “detectives” each day, learning one new thing about who Jesus is. A detective prop is used to help reinforce the theme of each day. For this lesson, the prop is the “super-duper spectacular spectacles,” i.e., a fun pair of glasses.

The following concepts should be clearly conveyed during the club hour:

- **God:** Love. God is always loving.
- **Prayer:** Definition. Prayer is talking to God.
- **Bible:** Using the Bible.

Demonstrations of the lessons in this series are available at: [cefonline.com/freedemos/5dc](http://cefonline.com/freedemos/5dc)

Optional skits are available on the Resource and PowerPoint CD to introduce the Word Up! and UPs rules.



## LESSON

### INTRODUCTION

*(Start with glasses on top of head and look frantically for them.)* Boys and girls, this is terrible! I've lost my super-duper spectacular spectacles (glasses). I have no idea where they are! Do you see them? Are they in my bag? What did you say? On my head? No, they couldn't possibly be there. Well, if you insist.... Oh, look! My spectacles! I thought I'd lost them forever. Thanks for helping me find them. You are good detectives!

Have you ever lost something? Have you ever been lost? *(Allow response.)* It can be scary if you are lost somewhere! But there's another way of being lost that's even worse. About 2,000 years ago Jesus, God's perfect Son, lived on Earth as a man. He told a story that helps us understand this kind of lost. Listen for clues as we discover more about who Jesus is!

**Materials**  
Glasses

## PROGRESSION OF EVENTS

## Slide 1

Crowds of people followed Jesus wherever He went. People were always crowding around Him, hoping to see Him and hear what He had to say. Can you pretend to be in the crowd trying to see and hear Jesus? (*Do with children.*) All kinds of people followed Jesus—rich people, poor people, sick people, and even boys and girls.

**Preschool Activity**

Preschoolers would enjoy sitting very straight and still as if they are following many very important rules when you talk about the scribes and Pharisees.

**Preschool Help**

Be careful not to give the impression that following rules is a bad thing. God wants children to obey the rules in their homes and schools, but we do not earn (or win) God's love by doing these things.

One day as Jesus was teaching, a group of scribes and Pharisees were listening. Scribes and Pharisees were religious leaders of the Jewish people at that time. They followed many rules and seemed to do many good things. Most Jews looked up to them. The scribes and Pharisees thought God must be very happy with their rules and the good things they did. They thought God must love them because they did these things. Give a thumbs up if you think God was pleased with their rules and good works. Give a thumbs down if you think He was not. (*Allow response.*) If you put your thumbs down, you are correct! The scribes and Pharisees had the wrong idea about who God loved and how to have a right relationship (friendship) with Him. They thought you had a relationship with God by doing all the right things. They also thought God loved them best because they did those things. They thought they were much better than other people, particularly the tax collectors and sinners.

The tax collectors were people who collected tax money for the Roman government. They were known for being dishonest and greedy. "The sinners" were a group of people called sinners by others who knew they disobeyed God's laws. Some tax collectors and sinners were also there that day to listen to Jesus.

## Slide 2

When the scribes and Pharisees saw that Jesus welcomed tax collectors and sinners, they were angry! They whispered and muttered, "This man receives sinners and eats with them." They thought the tax collectors and sinners did not deserve God's love. But Jesus welcomed these people.

Jesus knew the thoughts and hearts of the scribes and Pharisees. So He told them a story that gives clues about what is important to God and how God sees people.

## Slide 3

Let's look at some of the clues in this picture and see if we can guess what the story was about. What do you see? (*Allow response.*) This story is about a shepherd who took care of sheep. When Jesus told this story, many people knew about shepherds. Maybe there were even some shepherds in the crowd listening to Jesus. The shepherd Jesus talked about was a good shepherd who had 100 sheep. This good shepherd was kind and gentle, and the sheep trusted him. He found them the best grass and water. He knew when they wanted to rest. He protected them from lions and bears. Sheep need a shepherd because by themselves they are not very smart. They don't know how to find the best water or food, and if a shepherd is not watching them, they may even walk off a cliff! Sheep need someone very loving and protective to care for their every need.





You also need someone to love and care for you. Maybe you are cared for by your parents or grandparents or another guardian. But there is someone who loves and cares for you far more than they ever could! He is God. God's love for you is perfect—His love is not like human love. God's Word, the Bible, says, (*read 1 John 4:8b*). God loves because that's who He is! People can let you down or hurt you. They may make you feel like you are not special or you are unloved. But God knows everything about you because He made you. He knows what you need most in your life is a relationship with Him. God is perfect and cannot ever do anything wrong. This is why He can love perfectly.

#### Slide 4

Say with me, "**Jesus loves me!**" (*Say with children.*) He loves and cares for you.

#### Slide 5

The good shepherd loved and cared for his sheep and protected them from many dangers. He even knew them all by name!

Perhaps as the good shepherd in Jesus' story was watching his sheep, he counted each one. Can you count with me? "95, 96, 97, 98, 99...99..." Oh no! One sheep was missing! It wandered off and now it is lost!

How do you think the shepherd felt? (*Allow response.*) He was very concerned! What could happen to that sheep without the shepherd's care? (*Allow response.*) That poor lost sheep! He had wandered far away from his shepherd, who loved and cared for him. What a terrible thing to be lost!



You and I are like that lost sheep. God loves and cares for you but because you are a sinner, you've wandered off on your own. (*Read Isaiah 53:6a.*) You have gone your own way by doing wrong things. These wrong things are called sin. Sin is anything you think (*point to your head*), say (*point to your mouth*), or do (*hold out your hands*) that goes your way instead of God's way. God's way is to love others, so when you say or do mean things to your brother or sister or other kids in your neighborhood, that is sin—it is not God's way. God's way is to treat everyone with respect no matter what they look like or where they're from, so when you treat some people better than others, that is sin. You sin because you were born with a "want to" to wander (go) your own way instead of God's way. Because you have sinned and wandered away from God, you are separated from God now and forever. Like this one sheep who wandered from the shepherd's care, you are lost without your good shepherd.

What a terrible thing to be lost! The lost sheep would wander farther and farther away if it was not found. The sheep was not safe when it was away from the shepherd.

#### Preschool Song

"Jesus' Love Is Sweet and Wonderful"

#### Materials

Word Up! Booklet  
(See 5-Day Club Kit.)

#### Preschool Song

"I Believe the Bible" vv. 1, 3

## Preschool Activity

Lead the children in a game of Follow the Leader as you walk around the room, looking up and down and calling for the sheep.

## Preschool Song

"I Believe the Bible" vv. 4-5

Immediately the shepherd left his 99 sheep—perhaps guarded by another shepherd—and went to find his one lost sheep. He did not send someone else. He went out to find the lost sheep himself!

## Slide 6

The shepherd did not think about being tired or hungry as he searched. He only thought of his lost sheep. What if it fell on the sharp rocks and broke its leg? What if wild animals killed it? Only one thing mattered to the shepherd—he must find his lost sheep! The sheep was helpless without the shepherd's care. The sheep could never find its way home on its own. The shepherd would not give up until his lost sheep was found! Jesus was telling this story so all the people listening would know they were lost in their sins. They were lost and needed to be found.



God's Word says you are like that lost sheep. You are lost in your sin, going your own way. Jesus, God's perfect, sinless Son, came to Earth to save those who are lost. (*Read Luke 19:10.*) He left His beautiful, perfect home in Heaven and came to Earth to find (save) people who were lost in sin. Jesus taught people about God and showed them what God is like because He is God the Son! Shortly after Jesus told the story of the good shepherd, He let sinful men put nails in His hands and feet and hang Him on a cross, where He willingly bled and died for you. Why did Jesus do this? (*Read Revelation 1:5b.*) Because of Jesus' love for you, He gave His blood to take the punishment for your sin. Jesus died so you could be saved from being lost in your sin. After Jesus suffered and died, He was buried. But He came back to life on the third day just as He said He would! Many people saw Him before He returned to Heaven. Today He is in Heaven ruling as King. The Lord Jesus came to save you from being lost in sin.

The people listening to Jesus were lost in their sin; that's why He was telling them this story. The shepherd in Jesus' story would not give up until his lost sheep was found!

Anxiously the shepherd called again and again. Then he heard it. "Baa, baa," came the faint sound. The shepherd knew that cry! It was the lost sheep answering his call! Following the sound, the shepherd hurried as fast as he could. Can you help the shepherd find the lost sheep? Make a "baa" sound. Get louder when I put my hand higher and get quieter when I bring my hand back down. (*Do with children.*) Look! The lost sheep is right over there!

## CLIMAX

### Slide 7

The shepherd was so happy—he had found his lost sheep!

## CONCLUSION

Joyfully the shepherd lifted the frightened, trembling sheep in his strong arms. He carefully put it on his shoulders and headed home. What a kind, loving shepherd! He loved his sheep so much!

When the shepherd reached home, he wanted everyone to hear the good news. Excitedly he called his friends and neighbors and said, (*read Luke 15:6b*). He wanted everyone to be happy and rejoice (celebrate) with him that the lost sheep had been found—it was saved!



Do you know God rejoices when lost people are saved from sin? He does! When someone lost in sin believes on Jesus, God rejoices in Heaven. God wants everyone who is lost in sin to be found and believe on Jesus as Savior. If you've believed on Jesus as your Savior, **rejoice when someone is saved!** The Bible says, (*read Luke 15:7a*). If you are happy when someone believes on Jesus, you are responding the way God does. Think of someone who doesn't know Jesus as Savior. You can pray for him and when he believes on Jesus, you can be glad for him! Maybe someone you think is a really "bad person" or a bully comes to know Jesus. God wants you to rejoice then too! You can be glad as you see Jesus changing his life little by little. When you are glad with him, you are showing God's love and rejoicing like He does when the lost is saved!

The shepherd wanted everyone around him to rejoice that he had found his lost sheep!

### Slide 8

When Jesus finished the story, He told the people that there is more joy in Heaven over one sinner who repents (turns from his sin to God) than for 99 people who think they don't need to repent. The scribes and Pharisees thought they were so good that they would not admit they were sinners. But they were just as sinful as the tax collectors and sinners. They were also lost, even though they would not admit it! The scribes and Pharisees thought the good things they did would somehow impress God. They had the wrong view of God. Sin separates people from God but God rejoices when people trust Jesus to forgive their sin and are no longer lost!

#### Preschool Activity

The children would enjoy petting and holding a toy sheep.

#### Preschool Activity

Have the children shout "Hip Hip Hooray" or clap their hands to celebrate that the lost sheep was found.

#### Preschool Song

"I Believe the Bible vv. 2-3

## Lesson 1

### Important Reminder

Remember, it is not the prayer in itself that saves the child. Salvation is the work of the Holy Spirit convicting the child of his sinful condition and drawing him or her to trust completely in Christ and His work on the cross. The prayer is the child's expression of that belief to God. (See "Guiding a Child to the Savior" on the inside front cover.)

### Preschool Invitation

When presenting the invitation to preschoolers, use John 3:16 and "believe in" terminology. Ask those who have questions to stay with you while the others move on to another activity.

### Preschool Song

"I Believe the Bible" vv. 4-6

## INVITATION



Are you lost in sin today? Do you know that you are a sinner and no amount of good things you do can make you right with God? Do you need to be found and saved by Jesus? **Jesus loves and welcomes sinners.** He died on the cross, was buried, then on the third day He came alive again so you don't need to be lost in sin anymore. You can be saved today. (*Read Acts 16:31a.*) When you believe on the Lord Jesus, you trust with all your heart that He died on the cross and came alive again for you. If you believe on Him, you will no longer be lost in sin but will be saved from the punishment you deserve for your sin. Will you believe on Jesus as your Savior today? Please bow your heads and close your eyes. If you would like to speak with me about what it means to believe on Jesus, show me by raising your hand. (*Acknowledge responses.*) You may all open your eyes. Those of you who raised your hand may meet me (*designate time and location*) so I can show you more from God's Word about believing on the Lord Jesus.