



Since 1937


CEF

CHILD EVANGELISM
FELLOWSHIP®

Reaching children worldwide™

Los Angeles County Fair Preparation Kit

May 5-29, 2023



L.A. County Fair Schedule May 5-29 (16 days)

May 2023

Sun 11 AM - 11 PM	Mon 11 AM - 11 PM	Tue	Wed	Thu 11 AM - 11 PM	Fri 11 AM - 11 PM	Sat 11 AM - 11 PM
	1	2	3	4 Fair Booth Set Up	5 Mid-Cities (5-11PM this day only)	6 San Gabriel
7 San Fernando Valley	8 FAIR CLOSED	9 FAIR CLOSED	10 FAIR CLOSED	11 Long Beach	12 Long Beach	13 San Gabriel
14 (Mother's Day)	15 FAIR CLOSED	16 FAIR CLOSED	17 FAIR CLOSED	18 Mid-Cities	19 Pasadena	20 South Bay
21 Mid-Cities	22 FAIR CLOSED	23 FAIR CLOSED	24 FAIR CLOSED	25 Mid-Cities	26 San Gabriel	27 LA Spanish
28	29 Mid-Cities (Memorial Day)	30 Fair Booth Take Down				

OUTLINE FOR CONDUCTING A L.A. COUNTY FAIR TRAINING

I. WHO ATTENDS THIS FAIR MEETING?

- A. All who will be involved: teachers, storytellers and hosts.
- B. If you include your prayer warriors, they will be more aware of and be ready to pray.

II. WHAT TO TEACH:

- A. A testimony from last year and results of last year.

B. LESSON MATERIAL

- 1. *Demonstrate* the Wordless Book lesson (8-10 min.)
- 2. *Include* the invitation and counseling.
- 3. *Explain* and demonstrate how to invite the children into the booth. These are your **key** people.
- 4. *Emphasize* that they have 8 - 10 minutes maximum time.

C. HANDOUTS

- 1. Show the items to be given away in the booth. They are to be given to those who hear the story, not to people just passing by.

D. EXPLAIN REPORT SHEETS

- 1. *Give* them a Story teller's report sheet when you demonstrate how to fill it out!!! Help them.
- 2. ***Day's end tally sheet*** - on the wall in the booth. Story teller report sheets are to be totaled and the sum recorded on the day's end tally sheet by the the last person at the end of the day!!!! PLEASE.

E. DUTIES AND INSTRUCTIONS (Please cover these 2 pages)

F. YOUR DAYS ASSIGNMENTS (see personnel sheet)

- 1. Note: Time for each assignment. **Stress that we must remain at the booth at all times.** You would not want to be responsible for losing our status at the LA Fair.

G. EXPLAIN TICKETS, PARKING, ETC. (give out maps) BE SURE THEY KNOW WHERE THE BOOTH IS LOCATED.

DUTIES & INSTRUCTIONS FOR FAIR WORKERS

"Let all things be done decently and in order." I Cor. 14:40

DIRECTOR OR APPOINTED TEAM CAPTAIN

1. Enlists Fair workers and **conducts Fair training for all serving in the fair.**
2. Responsible for seeing that all is in readiness for the day.
3. Makes sure the booth remains adequately manned at all times.
4. Assists story tellers and outside workers. (hosts and hostesses)
5. Totals all records for the day, then adds it to the tally sheet (on clipboard located in the booth).
6. Make sure the booth is cleaned up and properly closed at night.
7. Check supplies needed for the next day and notify the State Office if supplies are inadequate.

OUTSIDE WORKERS - HOST OR HOSTESS

1. **Stand in front of the booth.** But don't block the door. Not far out in the street. The Fair restricts us from going too far outside the booth. The objective is to invite the children into the booth to hear the gospel. If a parent is with the child ask the parent's permission for the child to enter the booth and invite them in as well. **DO NOT ALLOW PEOPLE TO COME AND VISIT IN THE BOOTH AND TAKE UP VALUABLE TIME.** Be sure someone is manning the inviting post at all times so as not to miss any children going by due to your visiting. This job is for those unafraid of asking people in. **BE ENTHUSIASTIC! SMILE!** Pray while you see people coming. There are brochures and info request forms outside if someone has a question about CEF.

2. Invite them in!

To the children - "The story is about to begin...!", or "How about coming in to hear a wonderful Bible story?" Only takes 8 minutes!! To teens - "Good News For You," "the best news you will ever hear!" etc. This works for adults also.

3. **USE A PUPPET OR BUBBLE GUN** to invite children into the booth. It is perfectly alright to add to the thrill of the fair. If you desire to do something like that be sure they know they will hear a story not a puppet play.

4. **Our primary aim** - is for the children to hear the story. Those who invite have first contact with the children. Make it pleasant. If parents are there, let them know they are welcome to join their children and the story will take about 8 minutes.

5. **Get names** and addresses of adults interested in CEF on information request cards provided.

STORY TELLERS

1. **Greet** the children as they come into the booth, and then proceed to tell the story for 8-10 minutes.
2. **Use** the WORDLESS BOOK story **ONLY** to present a clear message of the gospel.
3. **Give** the invitation to receive Christ.
4. Encourage them to pray to God IF they are believing in Christ as Savior for the first time.
5. **Give** them the handouts provided.
6. **Fill out the record sheet after each story told. Don't wait until the end of your shift!!!**
7. **Total** your record sheet when you leave the booth and place it in the record box.
8. **Share** any interesting stories of the children with State Office. These stories are always needed.

DO'S AND DON'TS FOR ALL WORKERS

1. **Be neat** and well dressed. Shorts are OK. Modesty is the issue. Ladies, if wearing a skirt, make sure that it covers your knees when you are seated and your top is not revealing anything... Wear a Good News Club or CYIA T-shirt if you have one.
2. **Do not entertain friends while on duty**; spend time with them when your assignment is over.
3. **Do not use the booth for storage**. The space is needed for supplies and workers items.
4. **Do not argue doctrine** or promote a particular church or denomination while at the booth.
5. **Do not give anything out that is not cleared with the CEF State Office**. There are certain restrictions while we are at the fair, we cannot do things that would conflict with other vendors such as giving away things that others sell during the fair. We have sent a sample of all the things that are given away at the booth to the Fair Office; they will expect us to hold to our plans.
6. **Do not be late**. Please be on time for your assigned period. And if possible, be a little early so the worker you are relieving will have time to give any needed information. REMEMBER... Allow plenty of time for parking and walking to the booth.
7. **Maintain a good Christian witness at all times**. You are there first of all, to represent the Lord Jesus Christ. Secondly, you represent Child Evangelism Fellowship. The Gospel is to be presented in its clearest form in the wordless book presentation and handouts.
8. **Keep the booth as neat and clean as possible**. Keep literature in neat piles.

PROBLEMS ENCOUNTERED AT THE FAIR:

1. **UNTRAINED PEOPLE!** We have had many people in the booth who absolutely did not know what to do! This must not happen. You can avoid this through good training for them!
2. **A less than enthusiastic "out front" person**. The person inviting the children in must be on guard All the time. This is key to good attendance in the booth. Invite families with the kids.
3. **Children** have invited as well as told the story in the booth...This is not wise. Discipline problems, a lack of respect, and many other issues arise. All those who are assigned a spot in the booth need to be a CYIA'er or at least in high school or older. A child may help an adult playing with the bubbles or puppets...only in addition to scheduled worker.
4. **Teens inviting only teens** into the booth are another problem. When one teen was asked why she did this, she said she felt more comfortable. We are "Child Evangelism Fellowship!!!!"
5. **Fill in the tally sheet at the end of the day!!!** We need to do this because keeping on top of the figures saves a lot of headaches for us. Some teachers took report sheets home and we never did get a correct count. *Please do not take the report sheets home!*

How to Lead a Child to Christ

This brochure offers a helpful summary to use when presenting the Gospel with a Wordless Book. The Gospel is powerful by itself but you may use a Wordless Book or other Gospel tool as a visual help. Remember to speak slowly and clearly as you counsel the child and use child-friendly terms. Most importantly, follow the Holy Spirit's leading. Pray and ask Him for wisdom as He uses you to bring children to Christ. (Gospel tools available at CEFPress.com)

Introduction

Do you like to hear stories? (Allow response.) I have something here that tells the most amazing story ever! What is different about this book? (Allow response.) Even though this has no words or pictures, it tells the best story ever! It starts on the gold page. (Open to the gold page.)



Gold page: God loves you and wants you to be His child.

What does this color remind you of? (Allow response.) It reminds me of a beautiful place called Heaven. In Heaven there is a street paved with gold! But the real treasure in Heaven is God. God is the creator of the whole universe! He made the Earth and all of nature. Can you name some things God made? (Allow response.) Yes. But His most special creation is you. The Bible — God's true Word — says, (read *John 3:16a*). When the Bible says God loves the world, it's talking about you. God loves you and wants to have a wonderful friendship with you now and forever in Heaven someday. God is holy — He has

never made a mistake or done anything wrong. In fact, God cannot be around anything that is not perfect. That is why there is one thing that separates you from God. It is sin.



Dark page: You have sinned.

Sin is anything you think, say or do that goes against God's laws. (Turn to dark page.) This dark color reminds us of sin and how it separates us from the holy God. The Bible says, (read *Romans 3:23a*). Everyone is born with a sin nature. That means everyone is born knowing how and wanting to go against God. When you lie or hit or think bad thoughts, you sin. Because He is perfect, God has to punish sin. The Bible says no one who sins can go to Heaven or be with God unless his or her sins are forgiven. Instead, all sinners deserve God's punishment — to be kept apart from Him here on Earth then forever in a terrible place after their time on Earth is done.



Red page: Christ died for you.

But because God loves you, He made a way for your sin to be forgiven! (Turn to red page.) He sent His perfect Son, Jesus, to Earth to make a way for your sin to be forgiven. Jesus was born, grew up and never did anything wrong. He never even thought anything bad! Did Jesus deserve to be punished? (Allow response.) No. But Jesus willingly took your punishment for sin. The religious leaders who did not like what Jesus was teaching beat Him and other evil men came and nailed His hands and feet to a cross. The red page reminds us of the blood that came from

Jesus' hands and feet. Why did Jesus have to bleed and die? The Bible says, (read *Hebrews 9:22b*.) This verse means that unless sinless Jesus bled and died, your sin could never be forgiven. Before Jesus died, God required people to sacrifice animals to show how awful sin really was and to temporarily save people from its punishment. The animals' blood represented life that has to be given to take away sin's punishment. When Jesus died on the cross, His perfect sacrifice paid for sin once and for all. Something really special happened to show how perfect this sacrifice really was. (Read *1 Corinthians 15:3b-4*.) Jesus didn't stay dead! He came alive again! He was on Earth for 40 days then went to Heaven where He is today, ruling as the King of everything. Jesus did all this so you can be saved from the punishment of your sin and be part of God's family.



Clean page: You can become a child of God.

God's Word says, (read *John 1:12*). This means if you receive Jesus — believe Jesus died and rose again and trust Him to forgive your sin — you can be one of God's children. (Turn to clean page.) He will always be with you on Earth and you will be with Him forever in Heaven someday. The punishment for your sin will be taken away. You will have God the Holy Spirit with you to help you turn from your sin and live God's way. Are you ready to believe in Jesus and receive Him as your Savior today? (Allow response. If yes, go back and review to make sure the child understands and to clear up any misconceptions. Then continue. If the child says no, do not pressure him. Answer his questions, pray for

him, give him a Gospel tract and do not continue. Be very sensitive to the Holy Spirit at this time.)

If you are ready to receive Jesus as your Savior, you can pray and tell God about it. You can tell God about your sin and that you are trusting Jesus to forgive you. Thank God for sending Jesus to die for you so you can be part of His forever family. Ask God to help you live His way. *(Pray with child.)*

Assurance: You can know this is true because it says so in the Bible.

If you have received Jesus as your Savior, whose child are you now? *(Allow response.)* How do you know? *(Allow response and show John 1:12 again, inserting the child's name.)*

God has some special promises for you now that you have become His child. *(Read Hebrews 13:5b, 6a. Show the child how to say the verse while holding up one finger for each word.)* These verses remind you that no matter where you go, God, by His Spirit, is always with you. Because He lives in you, He will change you and help you live to please God. He helps you say no to things that are wrong. What happens if you do something wrong after you become a child of God? *(Read 1 John 1:9.)* If you sin, confess that sin to God—agree with God that what you did is wrong.

Thank God for forgiving you as He promised, and ask Him to help you do the right thing the next time. You can use these verses to remember that God will never leave you and He will always help you.



**Green page:
God wants you to
know Him better.**

Because you are God's child, He wants you to get to know Him better. *(Flip to the green cover.)* What does this color remind you of? *(Allow response.)* This color reminds me of grass. When you give grass water and plenty of sunshine, it grows! *(Read 2 Peter 3:18.)* When the Bible says we need to grow, it isn't talking about growing taller but becoming better friends with God. The letters in the word **GROW** can remind you what to do:

G—Go to church.

R—Read your Bible and **pray**.

O—Obey the Bible.

W—Witness to others.

When you go to church, you learn more about God from others who believe in Him. When you read your Bible, God talks to you. When you pray, you talk to God! God wants you to do more than just read the Bible—He wants you to obey. That means doing the things God says you should do. Witnessing is telling others about what God has done for you.

Before you leave, I want to pray for you, okay? *(Pray for the child, give tract and Bible if he doesn't already have one.)*



CEF
CHILD EVANGELISM
FELLOWSHIP®
Since 1937 Reaching children worldwide

Copyright © 2017 Version 3.0
Child Evangelism Fellowship Inc.

cefonline.com








9-90117-095-8

How to Lead a Child to Christ

(Can be used with The Wordless Book.)



Wordless Book Chart

 Gold	 Dark	 Red	 Clean	 Clean	 Clean	 Green
Who God Is 1. Heaven (street of gold) 2. Creator—He made you. 3. Love—He loves you. 4. Holy—perfect, without sin	Problem/Need 1. Definition of sin 2. All have sinned. 3. Examples of sin 4. Born with sin nature 5. Sin must be punished	Solution/Way 1. Perfect Son of God 2. Willingly took your punishment 3. Gave blood and life on the cross 4. Died, rose again and was seen by many 5. Alive in Heaven	Appropriation 1. Invitation verse (John 1:12) 2. Ask, "Have you ever believed?" 3. Review questions 4. Child indicates belief in Christ and responds in prayer	Assurance 1. Assurance of salvation (John 1:12) 2. Show and explain Hebrews 13:5b, 6a	Confession of Sin 1. Confession of sin 2. Show and explain 1 John 1:9	Spiritual Growth 1. Read 2 Peter 3:18 2. Growing in Christ • Go to church and Sunday school • Read the Bible and Pray • Obey God • Witness
John 3:16a	Romans 3:23	Hebrews 9:22b 1 Corinthians 15:3-4, 5a	John 1:12	Review John 1:12 Hebrews 13:5b, 6a	1 John 1:9	2 Peter 3:18
1. God's home is in Heaven. 2. God made everything. <i>Give examples of creation.</i> He made you. 3. God loves you. 4. He is holy. Everything He does is always perfectly right.	1. Sin is anything that goes against God. 2. You have sinned. 3. Give examples of sin on child's level. 4. We are born with a "want to" to do wrong things. 5. The Bible sin must be punished. That means to be separated from God now and forever.	1. Jesus, the Son of God, never did anything wrong. 2. He willingly took your punishment on the cross. He is the only one who could do this. 3. Jesus gave His blood and life for you. 4. He died but He didn't stay dead. He came alive again. He was seen by many people on Earth. 5. Now He is alive in Heaven in a place of honor.	1. Read John 1:12, explaining the condition and promise. 2. Ask if the child has ever believed on Jesus as Savior. 3. Review message of salvation by asking questions about: • God • Sin • Person and Work of Christ • Appropriation 4. Child responds, expressing belief in Jesus.	1. Give him assurance • Whose child are you now? • How do you know? • Go back to John 1:12. 2. Read and explain Hebrews 13:5b, 6a. • Where is Jesus now? (Heb. 13:5b) • Who will help you say "no" to sin? (Heb. 13:6a)	1. Approach from a positive perspective 2. Read and explain 1 John 1:9 phrase by phrase	1. Read and explain 2 Peter 3:18 2. Growing in Christ • G—Go to church and Sunday school. • R—Read God's Word and Pray (talk to God). • O—Obey God! God the Holy Spirit lives in you to give you the power to help you do what is right. (Hebrews 13:5,6) • W—Witness to others, telling them about what the Lord Jesus has done for them.
"But there is one thing that keeps you apart from God. That is sin."	"God has a wonderful plan so you and I don't have to be punished for our sins."	"And now because of what the Lord Jesus did for you, you can have your sins forgiven."			"When you become God's child, you can get to know Him better."	Give literature Thank-you prayer Pray for the child

L.A. County Fair Personnel Sheet

11:00am – 11:00pm

_____	_____	_____
Date at the Fair	Team Captain's Name	Chapter

_____	_____	
	Team Captain's Cell	

11:00 a.m. to 2:00 p.m.
(3 hour shift)

_____	_____	_____
CPP Date	Host or Hostess	Cell Number

_____	_____	_____
CPP Date	Story Teller #1	Cell Number

_____	_____	_____
CPP Date	Story Teller #2	Cell Number

2:00 p.m. to 5:00 p.m.
(3 hour shift)

_____	_____	_____
CPP Date	Host or Hostess	Cell Number

_____	_____	_____
CPP Date	Story Teller #1	Cell Number

_____	_____	_____
CPP Date	Story Teller #2	Cell Number

5:00 p.m. to 8:00 p.m.
(3 hour shift)

_____	_____	_____
CPP Date	Host or Hostess	Cell Number

_____	_____	_____
CPP Date	Story Teller #1	Cell Number

_____	_____	_____
CPP Date	Story Teller #2	Cell Number

8:00 p.m. to 11:00 p.m.
(3 hour shift)

_____	_____	_____
CPP Date	Host or Hostess	Cell Number

_____	_____	_____
CPP Date	Story Teller #1	Cell Number

_____	_____	_____
CPP Date	Story Teller #2	Cell Number

Important:

Please note that we must remain in the booth until the scheduled closing time.

LA County FAIR REPORT SHEET 2022

Date / Chapter	Contacts				Professions			
	Children	Teens	Adults	Totals	Children	Teens	Adults	Totals
5/5 Long Beach	27	5	22	54	7	3	4	14
5/6 Long Beach	22	14	19	55	10	6	0	16
5/7 San Gabriel Valley	37	13	37	87	22	9	0	31
5/8 San Gabriel Valley	31	4	37	72	11	1	0	12
5/12 Pomona	14	2	23	39	5	1	3	9
5/13 Pasadena	39	1	31	71	6	0	4	10
5/14 Mid-Cities	121	6	71	198	88	2	9	99
5/15 South Bay	38	11	23	72	5	0	0	5
5/19 Mid-Cities	50	0	29	79	39	0	6	45
5/20 Riverside	7	2	7	16	2	0	0	2
5/21 San Fernando Valley	63	13	41	117	10	2	2	14
5/22 Antelope Valley	20	10	22	52	5	1	3	9
5/26 San Gabriel Valley	31	3	26	60	4	2	1	7
5/27 Ventura County	34	20	27	81	2	2	0	4
5/28 Spanish	38	5	36	79	28	2	4	34
5/29 San Bernardino	43	0	23	66	13	0	0	13
5/30 Mid-Cities	160	18	110	288	116	7	12	135
Grand TOTAL	775	127	584	1,486	373	38	48	459

Duties for those working the last shift of the day:

- Please total up the days figures from the tally sheets and enter them in the above chart. This must be done **every day** at the closing of the booth.
- Please turn off the lights before you leave by switching off the power strips.
- Close the curtain.

Any problems or questions? Call the State Office at 818-349-9883 or Scott Julian 310-614-1998

LA County FAIR REPORT SHEET 2023







Date / Chapter	Contacts				Professions			
	Children	Teens	Adults	Totals	Children	Teens	Adults	Totals
5/5 Mid-Cities								
5/6 San Gabriel Valley								
5/7 San Fernando Valley								
5/11 Long Beach								
5/12 Long Beach								
5/13 San Gabriel Valley								
5/14								
5/18 Mid-Cities								
5/19 Pasadena								
5/20 South Bay								
5/21 Mid-Cities								
5/25 Mid-Cities								
5/26 San Gabriel Valley								
5/27 Spanish								
5/28								
5/29 Mid-Cities								
Grand TOTAL								

Duties for those working the last shift of the day:

- Please total up the days figures from the tally sheets and enter them in the above chart. This must be done every day at the closing of the booth.
- Please turn off the lights before you leave by switching off the power strips.
- Close the curtain.







Any problems or questions? Call the State Office at 818-349-9883 or Scott Julian 310-614-1998

Story Teller Tally Report Sheet

<h3 style="margin: 0;">Contacts</h3> <p style="margin: 0;">(Those who heard the story)</p>		<h3 style="margin: 0;">Decisions</h3> <p style="margin: 0;">(Those who believed in Jesus for the first time)</p>	
Children 		Children 	
Teens 		Teens 	
Adults 		Adults 	
Total Contacts: 24		Total Decisions: 8	
Your Name: Bob Jones		Date: 9/7/16	Time: 3pm-6pm
		Chapter Name: Sample Chapter Name	

DO NOT REMOVE THIS SHEET FROM BOOTH!!

Story Teller Tally Report Sheet

<h3 style="margin: 0;">Contacts</h3> <p style="margin: 0;">(Those who heard the Story)</p>		<h3 style="margin: 0;">Decisions</h3> <p style="margin: 0;">(Those who believed in Jesus for the first time)</p>	
Children 		Children 	
Teens 		Teens 	
Adults 		Adults 	
Total Contacts: 24		Total Decisions: 8	
Your Name: Bob Jones		Date: 9/7/16	Time: 3pm-6pm
		Chapter Name: Sample Chapter Name	

DO NOT REMOVE THIS SHEET FROM BOOTH!!


THE HANDOUTS

Before the fair, we endeavored to put all the handouts in a plastic bag so that all we need to do is give the children one item, the bag. If however, we run out of stuffed bags, or some items were left out, be sure these are given out anyway.

This item will be included in the bag.
It is the Wordless Book script with
a miniature Wordless Book =



One of the following tracts will be in each bag to hand out. Below are the varieties of tracts that will be used at the fair.



We are not allowed to give out anything else except the above approved items!

If a child or family does not have a Bible, please point them to the Gideon's booth where they can receive a free Bible. ☺

Pepper St.



CEF Booth 1639



Consorsione

