

EXPERIENTIAL PRIZE IDEAS

Experiential rewards are activities delivered throughout your fundraiser to encourage pledging towards your goal. We call these "challenges".

Create Your Rewards: Use the examples below to create your own fundraiser rewards!

If a challenge is met...

- School receive pledges from all 50 states
- Class with highest registration overall
- Grade with highest registration
- Reach \$_____ (progress towards goal)
- Top pledging student*
- Top class*
- Top grade*

**Mix it up! Choose the top 5 students overall, or pick a top class/grade nightly!*

Then this activity happens...

- No Homework Pass
- 5 minutes of Extra Recess
- 10 minutes of Extra Recess
- 5 minutes of Extra Choice Reading
- Slipper Day
- Silly Sock Day
- Crazy Hair Day
- Hat Day
- Jersey Day
- Pajama Day
- Extra Free Time
- Gum Day
- Sticker
- Technology Day
- Sit Wherever You Want Day
- Teacher Dress Up Day
- Pie Your Teacher
- Movie Day
- Stuffed Animal Day
- Class Shirt Day
- Show and Tell
- Spirit Day
- Dance Party
- Extra Brain Break
- Mannequin Challenge
- Lunch in Classroom
- Switch Teachers
- Science Experiment
- Ice Bucket
- Class Time Capsule
- Slime

- Tye-Die
- DJ Recess
- DJ Lunch
- PJ for Pledges
- Onesie Challenge
- Lunch with Music
- Backwards Day
- Classroom Video
- Popcorn Party
- Pie a Teacher
- Mummify
- Mystery Prize
- Field Games
- Secret Mission
- Glow Dance Party
- Dance Battle
- Scavenger Hunt
- Silly String
- Photo Scavenger Hunt
- Student Plans a Lesson
- Principal camps out on the roof of the school all day
- Principal rides tricycle around the school and visits each class
- Decorate Headbands for run
- Principal becomes a student for a day
- Principal dresses up as school mascot
- Principal dresses up as a super hero
- Slime the principal/admin/favorite teacher
- Make a human sunday out of the principal
- Principal/admin performs karaoke during lunch
- Duct tape principal to a wall
- Chance to be the Principal for the Day

Pro Tip: These are some of Booster's favorite challenges:

- The top pledging class from last night gets extra recess.
- Top 5 pledging students overall get to pie their teacher in the face.
- If school received pledges from all 50 states, everyone gets Hat Day!



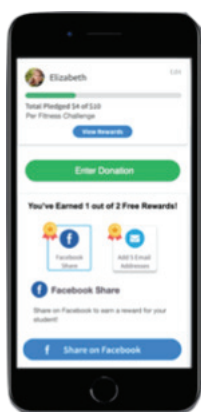
FLYER TEMPLATE

Flyers, flyers, flyers! Flyers offer a tangible reminder to your community. Families can post flyers on their fridge and remind guardians of action steps, like registering on MYBOOSTER.COM!

A Quick How To—
Create flyers using the template below.
1) Fill in the blanks to add your school's fundraiser information.
2) Print.
3) Cut in half.
4) Distribute to your school.

PARTICIPATE IN OUR FUNDRASIER

PARENT ACTION STEPS



1. REGISTER your student(s) on MYBOOSTER.COM on _____ date to register
2. SHARE with friends and extended family using the SHARE BUTTON on MYBOOSTER.COM
3. All donations are made online.*
4. Cheer on your student at the _____ on _____ date of event



HOW DONATING WORKS



Donors pledge and pay online, saving our volunteers 50+ hours and helping our schools collect more donations faster.

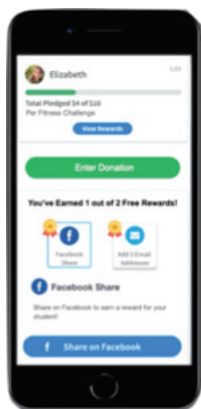


Donors can either make a pledge per fitness challenge or a flat donation. If they make a pledge per fitness challenge, their credit card is charged after the Event.

*Cash and check payments are still accepted. Must be turned in according to school policy. Your student will still get credit for the pledge or donation.

PARTICIPATE IN OUR FUNDRASIER

PARENT ACTION STEPS



1. REGISTER your student(s) on MYBOOSTER.COM on _____ date to register
2. SHARE with friends and extended family using the SHARE BUTTON on MYBOOSTER.COM
3. All donations are made online.*
4. Cheer on your student at the _____ on _____ date of event



HOW DONATING WORKS



Donors pledge and pay online, saving our volunteers 50+ hours and helping our schools collect more donations faster.



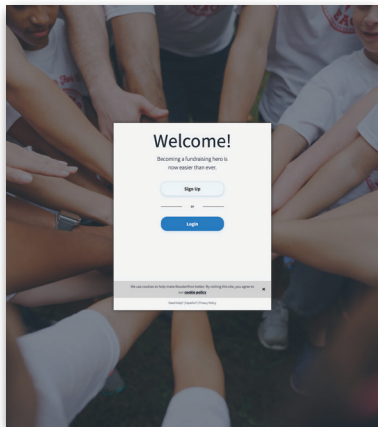
Donors can either make a pledge per fitness challenge or a flat donation. If they make a pledge per fitness challenge, their credit card is charged after the Event.

*Cash and check payments are still accepted. Must be turned in according to school policy. Your student will still get credit for the pledge or donation.

HOW TO REGISTER ON MYBOOSTER.COM

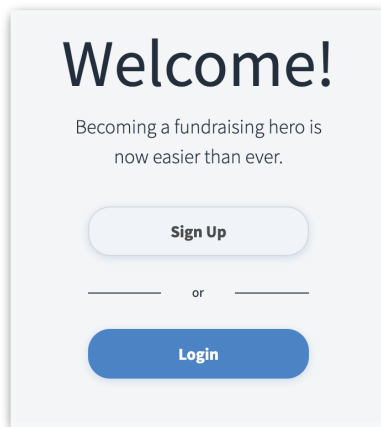
STEP 1

Go to **MYBOOSTER.COM**



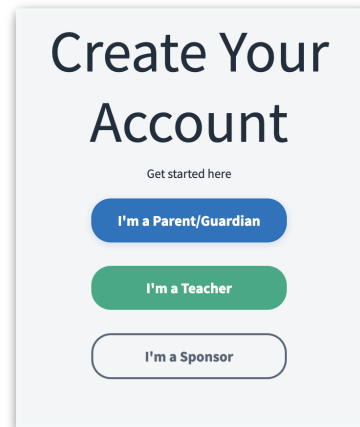
STEP 2

Click "Sign Up."



STEP 3

Click "I'm a Parent/Guardian."



STEP 4

Enter your name, email, etc.

A screenshot of the 'Sign Up' form. It has fields for 'First Name', 'Last Name', 'Email', 'Confirm Email', 'Password' (with a note: 'Password must be at least 7 characters.'), 'Phone Number', and 'Your Birthday' (with dropdowns for Month, Day, and Year). There is a checkbox for 'Stay updated on how to help your school' and a 'Create Account' button. At the bottom, it says 'Have an account? Sign In'.

STEP 5

Search for your school name.

A screenshot of the 'Search for a school or event' page. It has a search bar with 'STEM' entered. Below the search bar, there is a list of results: 'Stem School Highlands Ranch', 'Stem PTO JustFit', and 'HIGHLANDS RANCH, CO'. At the bottom, there is a link that says 'Click here for help searching for your school'.

STEP 6

Enter Student's Name and Select Classroom.

A screenshot of the 'Register Student' page. It has a profile picture placeholder with the text 'Upload Photo (Optional)'. Below this are fields for 'Student First Name' and 'Student Last Name'. There is a dropdown menu for 'Select Classroom'. At the bottom, there is a checkbox for 'I agree to the terms of participation.' and an 'Add Student' button.

Box must be checked for "Terms of Participation."

To start pledging click "Enter Pledge" or "View Participant's Dashboard" to get links to share with friends and family.